



LAMINATIONS CLASS "B" CERTIFIED


Colors may differ slightly from actual material




WHG1 FROST GRANITE



LIG1 MOONLIGHT GRANITE



BEG1 CANYON GRANITE



LID1 LINEN



WH13 ALMOND




MCO1 MOCHA



GY10 DAWN GRAY




BE01 BONE



SLO1 SLATE



FSO1 FOSSIL




HU01 HUNTER




PAIS PAISLEY



BB01 BLUEBERRY



BY01 BURGUNDY



BL00 BLACK

For custom colors and availability, contact the factory.

Solid Plastic (HDPE) Color Selector

Since 1932, American Sanitary Partition Corporation is the accepted standard among many architects and contractors across the nation. Along with toilet compartments, we also produce complete lines of shower cabinets.

American Sanitary's partitions provide the comfort and convenience that are important with today's fast-paced lifestyle. With our many years of experience in the toilet partition industry, our products offer more advantages and beauty than any other materials used to date. Our design is developed from our metal partition line, incorporating all the features required to produce a sound, rigid and lasting installation. The partitions are available in a wide variety of appealing colors and patterns, and will delight the architect and decorator with their beauty and durability.